

The Monolithe Series™

New Holland
Architectural Products **CONCRETE**

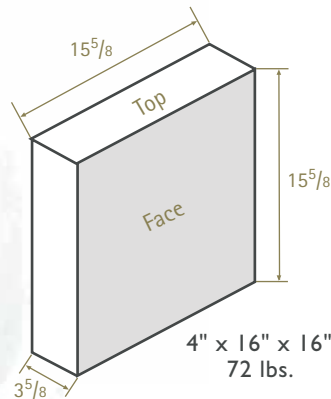
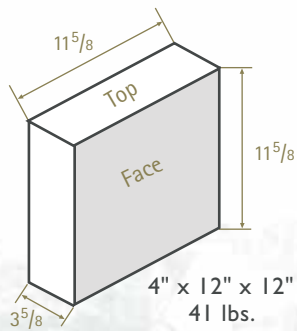
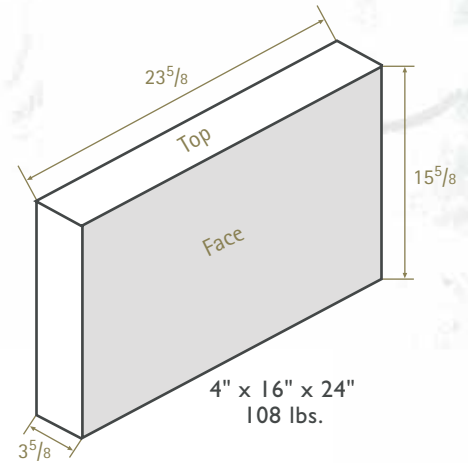
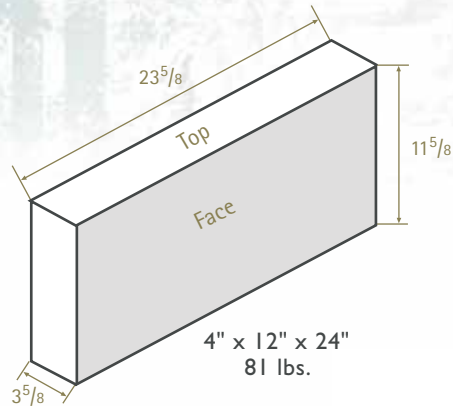
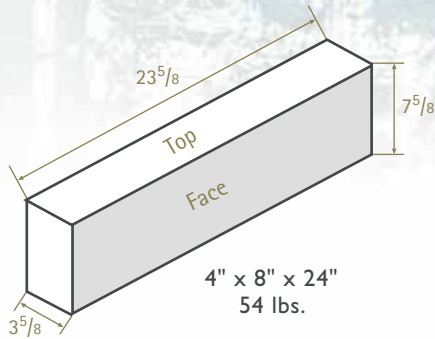


| Oversized Architectural CMU

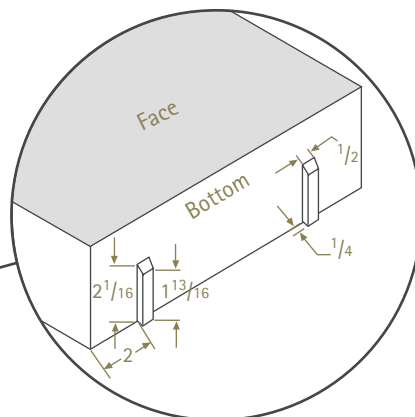
Large Scale. New Holland Concrete's "Monolithe" units are designed to meet the needs of large-scale architectural projects. They are also useful in building columns and piers, and provide a robust accent detail along with traditionally-sized architectural block. Our Monolithe units are non load-bearing and are available in Matte Face, Ground Face, and Weathered finishes. Select units can be manufactured with chamfers, bullnose or scores.

Color Options. Monolithe products are offered in our 12 standard colors plus our popular "Alabaster." We can also produce a variety of custom colors to meet your design needs. For more information, and to order a color sample kit, please contact our sales department at 800.543.3860. Or visit us online at www.newhollandconcrete.com.

Shapes & Sizes



Monolithe™ units have an industry exclusive set of Space-Rite™ tabs on the bottom to aid in product installation.



Colors & Finishes

MATTE FACE



New Holland White
N0714



Sunset
N0891



Adobe
N1028



Slate
N0701



Nantucket Red
N1061



Corn Silk
N0580



Mist
N1064



Cocoa
N1027



Cream
N0706



Hershey Red
N1062



Sandstone
N0880



Charcoal
N1063

GROUND FACE



New Holland White
G0757



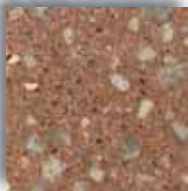
Sunset
G0891



Adobe
G1028



Slate
G0701



Nantucket Red
G1061



Corn Silk
G0580



Mist
G1064



Cocoa
G1027



Cream
G0758



Hershey Red
G1062



Sandstone
G0880



Charcoal
G1063

WEATHERED



New Holland White
G0757



Sunset
G0891



Adobe
G1028



Slate
G0701



Nantucket Red
G1061



Corn Silk
G0580



Mist
G1064




Cocoa
G1027



Cream
G0758



Hershey Red
G1062



Sandstone
G0880



Charcoal
G1063

SAND-CAST

Alabaster
G1124



The Monolithe Series™
Oversized Architectural CMU

Specifications

Part 1 – General

SUBMITTAL

Submit color samples for selection from manufacturer's series. Submit product literature, certifications, test reports and full size sample(s) of each color specified.

QUALITY ASSURANCE

- **Certifications (Weathered, Matte Face):** Concrete blocks for finishing shall conform to ASTM C90. The provisions of ASTM C90, apply with regard to appearance.
- **Certifications (Ground Face):** Concrete blocks for grinding shall conform to ASTM C90. The ground surfaces shall have a factory-applied acrylic finish. All units contain an integral water repellent and CMU admixture at the time of manufacture.
- **Fire Resistance:** Define hourly ratings required as 1, 2, 3 or 4 hours.
- **Field Constructed Mock-Ups:** Construct a sample panel, no less than 4' x 4', of units of each color & size to be used in the project.
- **Note:** Monolithe™ units meet ASTM C90 specifications, however, they are not designed to be a load-bearing unit.

DELIVERY, STORAGE & HANDLING

Masonry units shall be delivered to the jobsite on covered banded pallets. Store pallets in single stacks on level ground and cover with waterproof covering (e.g., tarpaulins) to protect the blocks from inclement weather. Handle blocks carefully to avoid breakage and damage to the finished surfaces.

PROJECT/SITE CONDITIONS

Protection of Work: Cover tops of walls each day after installation to keep open walls protected and dry. After units are installed they should be protected from staining or other damage by covering the bottom of the walls with plastic.

Part 2 – Products

PRODUCT NAME

Monolithe™ Architectural Veneer Concrete Masonry Unit (CMU)

MANUFACTURER

New Holland Concrete
PO Box 218
828 East Earl Road
New Holland, PA 17557
800.543.3860

RELATED MATERIALS

Colored matching or contrasting mortar is available from New Holland Concrete. Refer to Division 4 Masonry Section for mortar type and specifications. In all exterior mortar, use Rheopel® water-repellent mortar additive available from New Holland Concrete and follow manufacturer's instructions.

FINISHES

Ground Face, Sandblasted, and Matte Face finishes are available.

SIZES AND SHAPES

Nominal dimensions in the following sizes: 4 x 8 x 24 4 x 12 x 12
4 x 12 x 24 4 x 16 x 16
4 x 16 x 24

MASONRY CLEANERS

Use masonry cleaners such as Sure Klean® Custom Masonry Cleaner for all finishes except Ground Face. For Ground Face units, use Sure Klean® Burnished Custom Masonry Cleaner. Follow manufacturer's instructions for proper mixing and application. Do not apply Sure Klean with pressure spray above 50 psi. **CAUTION!** Never use Muriatic Acid solution on units.

Part 3 – Execution

INSTALLATION

Lay blocks from more than one pallet at a time during installation. Lay units using the best concrete masonry practices. Lay blocks with the faces level, plumb and true to the line strung horizontally at the face. Complete masonry construction using procedures and workmanship consistent with the best masonry practices.

- **Cutting:** Make all unit cuts, including those for bonding, holes, boxes, etc., with motor-driven masonry saws, using either an abrasive or diamond blade. Cut neatly and locate for best appearance.

• **Mortar Bedding and Jointing:**

- Lay units with full mortar coverage on head and bed joints, taking care not to block cores to be grouted or filled with masonry insulation.
- Tool all mortar joints -when thumbprint hard- into a concave configuration.
- Care should be taken to remove mortar from the face of masonry units before it sets.
- Tuckpoint the joints of scored units for proper appearance. All exterior scored units must be tuckpointed to prevent water penetration.
DO NOT USE RAKE JOINTS - UNLESS NOTED.

INSTALLATION RECOMMENDATIONS

- Cavity wall construction is recommended for exterior walls, with proper flashing, venting and weep holes.
- A complementary or matching mortar color is recommended when using colored architectural units.
- Always test a small, inconspicuous area before using cleaners. Do not use acids or abrasives on finished surfaces.
- Control Joints are recommended at inside corners, near outside corners, at the side of windows and large openings, and at approximate twenty (20) foot intervals along the wall.
- When using units that are 12" or taller, horizontal joint reinforcement is recommended in every course.

FLASHING OF MASONRY WORK

Install flashing at locations shown in the plans and in strict accordance with the details and the best masonry flashing practices.

WEEP HOLES AND VENTS

Install weep holes and vents at proper intervals (32" O.C. above bed joints, typical) at courses above grade, above flashing and at any water stops over windows, doors and beams.

INSPECTION

The textured or ground faces shall be free from chips, cracks or any other imperfection that would detract from the overall appearance of the finished wall when viewed from a distance of twenty (20) feet at right angles to the wall with normal lighting.

CLEANING

Keep walls clean daily during installation using brushes. Do not allow excess mortar lumps or smears to harden on the finished surfaces. Harsh cleaning methods after walls have been erected may mar the surface of the blocks.

FINAL CLEANING

Clean the completed walls with masonry cleaner APPROPRIATE FOR THE FINISH, strictly following the manufacturer's instructions including thorough rinsing. *Do not use acid or abrasives on the finish surfaces.* For stubborn mortar stains or smears, a 15:1 solution of Sure Klean® Custom Masonry Cleaner may be used as long as the walls are thoroughly wetted before applying the cleaning solutions and thoroughly rinsed with clean water immediately after washing. Failure to strictly follow manufacturer's instructions can result in permanent damage to the finished faces.

MAINTENANCE

Proper installation and cleaned architectural masonry units need virtually no maintenance other than routine cleaning with standard commercial grade cleaning agents. Contact manufacturer for specific cleaning recommendations. Graffiti may need special cleaning products and methods.

New Holland
Architectural Products CONCRETE

A Martin Limestone company
PO Box 218
828 East Earl Road
New Holland, PA 17557-0218
800.543.3860
717.354.1200
888.428.7538 toll-free fax
www.newhollandconcrete.com